

QUICK START GUIDEBOOK

A guide to getting started
on Optune Lua®



***whose cancer is unresectable, locally advanced or metastatic, to be used together with standard chemotherapy (pemetrexed and platinum-based chemotherapy)**



Welcome to Optune Lua[®]

This guide can help you get started with your Optune Lua device and answer some of the questions that may come up during your treatment journey.

Table of contents



Overview ————— 3



Daily life ————— 8



Tracking usage with MyLink[™] ————— 11



Troubleshooting your device ————— 13



FAQs ————— 14



MyNovocure[®] support ————— 16



Overview

Get to know your Optune Lua[®] system.



Optune Lua device



Batteries and charger



Connection cable



Wall power supply



Transducer arrays



Carrying bags

⚡ Ways to power Optune Lua®

1 ————— OR ————— 2



- Battery**
- Portable
 - Lasts for 1 hour



- Wall power supply**
- Stationary
 - Use while sleeping and sitting


🔌 Connections



Connect arrays to your device
via the connection cable

START therapy


Before starting therapy, ensure all necessary connections are secure



Switch ON



Wait approximately 10 seconds



Press TTFIELDS button

STOP therapy



Press TTFIELDS button



Switch OFF

Optune Lua® Convertible Bag

Designed with your comfort in mind

The convertible bag provides 3 options for wearing your Optune Lua device as you go about your day

1. SHOULDER BAG

Convertible bag + Shoulder strap → Click in place =

Convertible bag

Shoulder strap

Click in place

2. HIP BAG

Convertible bag + Slide hip strap behind the sleeve → Click in place =

Convertible bag

Slide hip strap behind the sleeve

Click in place

3. SHOULDER + HIP BAG

Convertible bag + Hip + shoulder strap → Click both in place =

Convertible bag

Hip + shoulder strap

Click both in place

The convertible bag has additional comfortable features designed to help you wear Optune Lua® longer—so you can get the most out of treatment

CONVERTIBLE

LIGHTWEIGHT

SMALL

Extra features

- A front pocket for personal items, such as your mobile phone, wallet, or keys
- Security latch on top to help keep the device secure
- Integrated anti-slip material on shoulder strap for a more secure fit
- A handle that allows for efficient, one-handed use of the bag (lifting, grabbing, etc)





Daily life

Learn how to fit Optune Lua® into your life.

Hours of use



Optune Lua should be worn at least 18 hours per day on average. The more time you use it, the more effective treatment can be. Wearing it while you sleep can help you reach this goal.

Bathing

There are 2 ways to clean your upper body:



If you'd like to keep your arrays on, you can take a **sponge bath** with gentle soap and with the arrays unplugged from the device. Cover the unplugged arrays and wires still attached to you by placing a towel around your upper body to prevent the arrays from getting wet.



If you'd prefer to remove the arrays, you can take a **full shower** as normal.

Be sure to leave the Optune Lua device outside the bathroom regardless of which option you choose.

Sleeping



Adjusting to sleeping with Optune Lua is different for everyone. Some people can adjust rather quickly, while others may need some time.



The device can be set on the nightstand next to you while you're asleep and plugged into the wall.

Array change routine at a glance

Remember to change your arrays at least 2 times per week (every 4 days at most). Proper array change routine plays an important role in preventing irritation.



Remove arrays gently with medical adhesive remover, a water-based makeup remover, baby oil, or warm water, and examine skin for signs of damage.



Use warm water, a washcloth, and gentle soap to wash your skin. You can take a full shower if you prefer.



Remove existing hair using an electric shaver or trimmer, if applicable (as needed or at least every 7-10 days).



Let your skin breathe.



Clean skin again. If your doctor has prescribed medication to be applied to the surface of the skin, leave it to absorb for at least 15-20 minutes before cleaning away any residue.



Place the new arrays on your body in the same way you've already been instructed, except this time, shift arrays about 0.75 inch. Ask your MyNovocure® Support Specialist for the correct way to shift your arrays.

Ordering and disposal of arrays



Do not throw used arrays in the trash. Place in the resealable bag to ship back to Novocure®. Do not include any trash or other items in the used transducer array bag.



Ordering

Call MyNovocure® Support when 6 arrays of each color, or 12 arrays, remain.



Delivery

Pack the same box with your used arrays and seal the box with the shipping tape provided. Peel off the blue outlined shipping label to uncover the return label underneath.

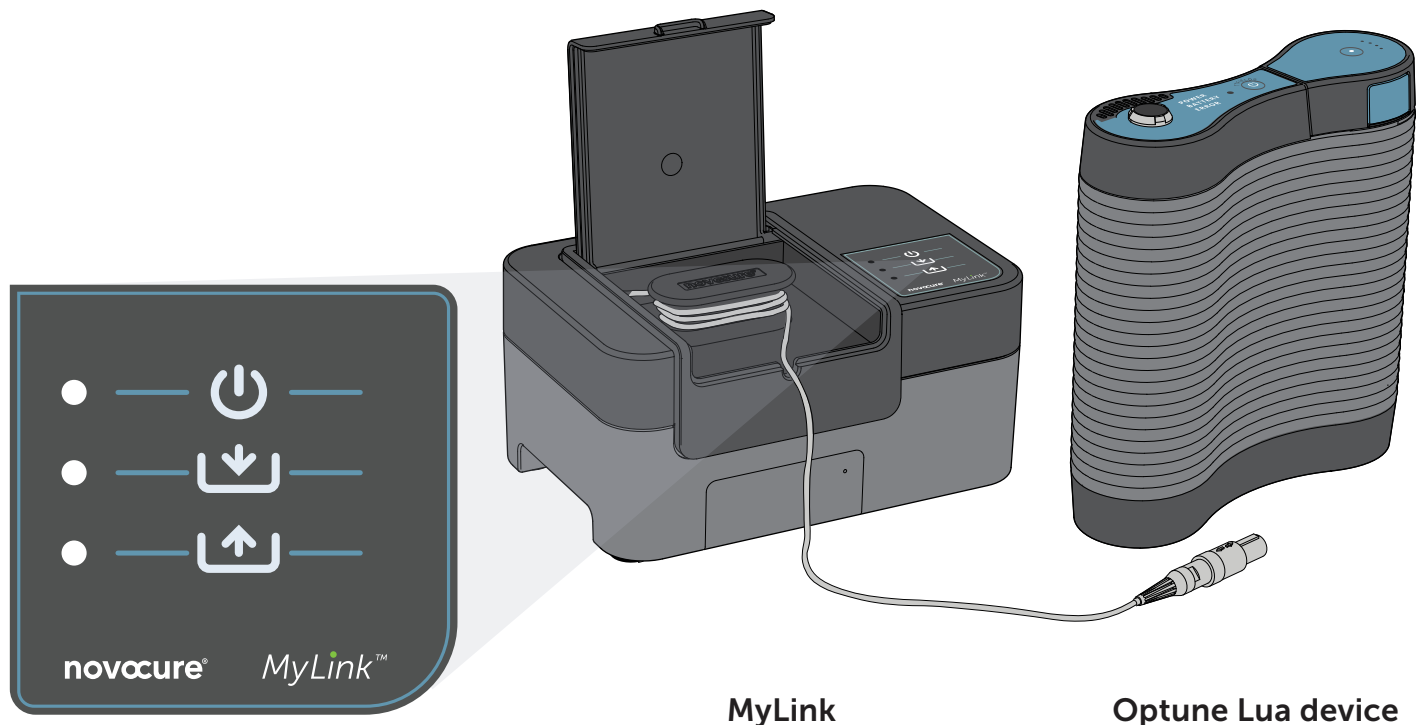


Disposal

Contact UPS at [1-800-823-7459](tel:1-800-823-7459) to schedule a free pickup or locate a drop-off location near you using [UPS.com](https://www.ups.com).

MyLink™

Upload your Optune Lua® data to MyLink every month or when in need of technical assistance.



MyLink

Optune Lua device



On/off indicator



Downloading treatment data indicator



Uploading treatment data indicator

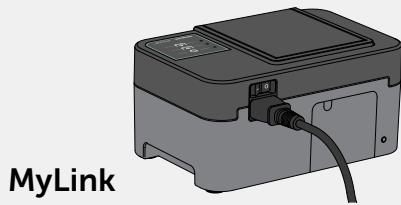
WARNING!—All servicing procedures must be performed by qualified and trained personnel. Attempting to open and service the system may result in an electric shock by touching the inner parts of the equipment. It could also cause damage to the system.


WARNING!—No modification of this equipment is allowed.

Note: The unit is using a cellular network for its operation. If you are trying to use it in a non-cellular reception environment, the unit will not work properly.

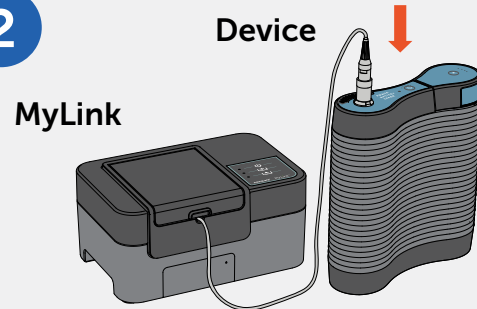
MyLink is to be used with the Optune Lua device only.

1




Plug the MyLink modem into the wall, then **turn MyLink on** with the switch in the back. The top  light will blink, then turn solid green.


2



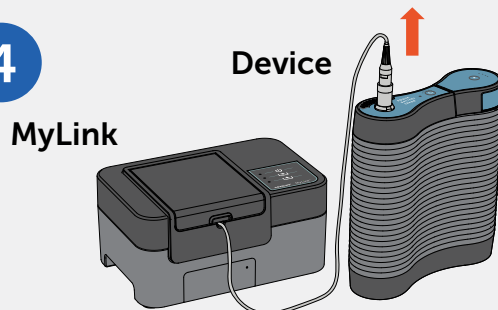
Connect the gray MyLink cable to the top of the Optune Lua® device.


3



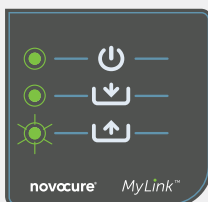
Turn on the Optune Lua device to start the download step. The middle  light will blink while downloading.


4



Once download is complete, the middle  light will turn solid green and MyLink will beep. **Unplug the gray MyLink cable** from the Optune Lua device.

5



When the bottom  light is blinking, that means data is uploading to the Novocure® system. This can take up to 15 minutes. Once all 3 lights are solid green, the upload was successful. **You can turn off MyLink.**

For more detailed information, refer to the MyLink User Guide or call MyNovocure® (1-855-281-9301) or email support@mynovocure.com for support.



Troubleshooting

Don't worry—alarms will happen.
Use this quick guide to check common alarm causes.

If the TTFIELDS light is flashing,
your Optune Lua[®] was on for 10 minutes without the TTFIELDS button on.



TTFIELDS flashing

If it is a 3-2 beep alarm, it is array related.

- Reinforce array contact with netting or tape
- Adapt surroundings. Move to shade or a cooler place
- Allow arrays to cool off before restarting treatment



Alarm tone
3x + 2x (short)

1 Silence alarm

Press the TTFIELDS button.



2 Check equipment

Is your battery full?
Are your connections secure?
Are your arrays secure and cool?



3 Resume therapy

Press the TTFIELDS button.



For Optune Lua troubleshooting assistance, complete a MyLink™ upload and call MyNovocure[®] at [1-855-281-9301](tel:1-855-281-9301).

Can I talk on my cell phone or use a microwave oven while using Optune Lua®?

Yes. Optune Lua has been tested and shown to not interfere with other electronic devices according to national and international standards. Novocure® is not aware of any limitations with the use of microwaves, cell phones, or any other devices while on treatment.



Can Optune Lua be charged with a car charger?

No. Using a car adapter is not recommended. Optune Lua is portable and battery-operated, but it is not designed to be plugged into a car charger. Please only use those items that were provided to you by Novocure.

Remember, if you plan to be out for more than 1 hour, carry an extra battery or the power supply with you in case the current battery runs out.



Can I drive a car while using Optune Lua?

While Optune Lua will not interfere with a person's ability to drive, you should talk with your doctor about your ability to drive a car beforehand.

When driving, avoid placing your device near your feet so it won't get in the way of the pedals.



Can I travel by air while using Optune Lua?

Traveling with Optune Lua is possible. Talk to your doctor and call MyNovocure® in advance to prepare.

Allow additional time at the airport. If needed, you can request special assistance from your airline to help you get to your gate. You can also call the TSA Cares helpline at [1-855-787-2227](tel:1-855-787-2227) for assistance.

Optune Lua contains lithium batteries. While you fly, lithium batteries must be carried on, not checked, per federal regulations.



Do I need to remove the arrays for an X-ray, CT scan, or MRI?

For all X-rays, CT scans, and MRIs, the device should always be turned off and the arrays should be disconnected from the connection cable box. Leave your device outside of the procedure room.

The type of test and which part of your body it's performed on will determine if you need to remove your arrays.

If your doctor has questions, they can call MyNovocure® at [1-855-281-9301](tel:1-855-281-9301).



Can I use Optune Lua® if I have a surgical port or access point on my body?

Avoid placing the ceramic disks in the arrays over metal or ports (such as any access points in which you put medicine directly into your blood). If a port will be used to administer medicine before the next array change, no part of the array should cover the port.



What if my device gets wet?

Remember, don't use your device near water or outside in the rain. If your device gets wet, press the TTFIELDS button to stop therapy and turn the power off.

Call MyNovocure at [1-855-281-9301](tel:1-855-281-9301) for further instructions.



Can I use Optune Lua outdoors?

Yes, Optune Lua can be used outdoors. Talk to your doctor about appropriate outdoor activities.

Relax in a shaded area or under an umbrella to protect the arrays and your device from direct sun and rain. Bring extra charged batteries for longer activities.

You can wear loose-fitting clothes as normal over the arrays.





MyNovocure[®]

Support created with you in mind.

MyNovocure is a support program for Optune Lua[®]. It's here for you all day, every day so you feel more confident throughout treatment. MyNovocure can help with:



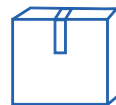
Insurance support



Troubleshooting any technical issues



Step-by-step Optune Lua training



Reordering supplies, such as arrays and extra batteries



Tips for integrating Optune Lua into your daily life



Treatment information, including how it works and possible side effects



Resources for traveling with Optune Lua

Have questions or need support?



Call MyNovocure at
[1-855-281-9301](tel:1-855-281-9301)



Email MyNovocure at
support@mynovocure.com

Important Safety Information

What is Optune Lua® approved to treat?

Optune Lua is a wearable, portable, FDA-approved device indicated for the treatment of adult patients, with unresectable, locally advanced or metastatic, malignant pleural mesothelioma (MPM) to be used together with standard chemotherapy (pemetrexed and platinum-based chemotherapy).

Who should not use Optune Lua?

Optune Lua is not for everyone. Talk to your doctor if you have:

- **An implanted electronic medical device including a pacemaker, implantable automatic defibrillator, etc.** Optune Lua has not been tested in people with implanted electronic devices, which may cause the devices not to work properly
- **A known sensitivity to conductive hydrogels** (the gel on the arrays placed on the upper body like the ones used on EKGs). When Optune Lua comes into contact with the skin, it may cause more redness and itching or may rarely cause a life-threatening allergic reaction
- **Do not use Optune Lua if you are pregnant or are planning to become pregnant.** It is not known if Optune Lua is safe or effective during pregnancy.

What should I know before using Optune Lua?

Optune Lua should only be used after receiving training from qualified personnel, such as your doctor, a nurse, or other medical staff who have completed a training course given by Novocure®, the maker of Optune Lua.

- Do not use any parts that did not come with Optune Lua sent to you by Novocure or given to you by your doctor
- Do not get the device or transducer arrays wet
- Please be aware that Optune Lua has a cord that may cause tripping when connected to an electric socket
- If you have an underlying serious skin condition on the upper body, discuss with your doctor whether this may prevent or temporarily interfere with the Optune Lua treatment

What are the possible side effects of Optune Lua?

Most common side effects of Optune Lua when used together with chemotherapy were low red blood cell count, constipation, nausea, tiredness, chest pain, fatigue, skin irritation from device use, itchy skin, and cough.

Other potential adverse effects associated with the use of Optune Lua include: treatment related skin irritation, allergic reaction to the plaster or to the gel, electrode overheating leading to pain and/or local skin burns, infections at sites of electrode contact with the skin, local warmth and tingling sensation beneath the electrodes, muscle twitching, medical device site reaction and skin breakdown/skin ulcer.

Talk to your doctor if you have any of these side effects or questions.

Please see [Patient Information and Operation Manual \(PIOM\)](#) for Optune Lua at OptuneLua.com/MPM/home.

Looking for more information about Optune Lua®?



Visit OptuneLua.com/mpm/home to learn more

Find support

Click [here](#) to learn about advocacy groups that can connect you with other people living with malignant pleural mesothelioma (MPM), and their care partners

Have questions or need support?



Call MyNovocure® at [1-855-281-9301](tel:1-855-281-9301)



Email MyNovocure at support@mynovocure.com

novocure®

©2025 Novocure GmbH. All Rights Reserved. Optune Lua, MyNovocure, and Novocure are registered trademarks of Novocure GmbH.
US-OPL-00353 v1.0 March 2025

OPTUNE
LUA®